

Flood your home in light with our ultra secure, thermally efficient lanterns

Choosing the right roof lantern for your home is an important decision. They should let in the maximum amount of light, yet keep heat in your home and would be intruders out. Letting you enjoy more natural light and amazing night time views of the stars, while bringing a sense of space and tranquillity to your home. This is why we have designed the S1 aluminium roof lantern from the ground up to meet your every need. Building on years of experience, we've incorporated many new innovative ideas to create a warmer, slimmer and much more secure roof lantern.

Secure, sustainable and stylish, the UK's most secure roof lantern

Thermlock® multi-chamber thermal technology helps keep heating bills low, while deep internal bars create an ultra strong structure for spans up to 3.2 x 6m without tie bars. Ultra low line aesthetics give a stylish architectural appearance, enhanced with hardwearing powder coated aluminium inside and out. Security is also built into the heart of every S1 lantern, helping protect you and your home.





The UK's most secure lantern, keeps you and your home safe

The innovative construction of the SI system eliminates the security weaknesses of traditional lantern designs. Features such as anti-tamper screws, enclosed anti-tamper glazing, security tape and our patent pending glass lock, alongside our unique high security ridge end, ensure there isn't an easy way to enter your property

via your flat roof lantern. All of these innovative features combine to make the SI lantern system the UK's most secure aluminium lantern roof*. A laminate glass upgrade is also available for extra security if required. So if you are looking for a lantern that comes with extra peace of mind as standard – then we have you covered.



**Mainstream residential roof lantern - not utilising bonded glass*

Whatever the weather Thermlock® technology helps keep you comfortable and heating bills lower


The S1 lantern combines aluminium's clean lines with exceptional thermal performance and features our innovative Thermlock® multi-chamber technology to keep you and your property well insulated against the worst of the UK weather. This coupled with high performance 28mm glazing means our lantern roofs offer class leading thermal performance, far superior to traditional polyamide systems based around 24mm glazing. A unique co-extruded perimeter seal also ensures draughts and rain are kept safely outside. 28mm glazing also allows acoustic dampening glass to be fitted if required.

28mm glazing


1.0 U-value

W/(m²K) centre pane*

Thermal transmittance, also known as a U-value, measures the rate of transfer of heat. The better-insulated a product is, the lower the U-value will be.




**Subject to glass specification*



Thermlock® technology inside



With great looks from every angle – due to our unique ultra low line aesthetics



Slim, consistent 50mm rafter, hip and ridge sightlines maximise the light flooding into your home, creating bright, airy interiors and banishing gloom. The S1 lantern also features ultra low line aesthetics so rafter and hip top caps sit close to the glazing level on the exterior, creating a sleek modern look. Completing this refined architectural appearance, our corner

and rafter end caps run perfectly in line with the perimeter of the lantern, so no unsightly angles jut out to spoil the perfect lines of this outstandingly beautiful high-performance aluminium lantern. Leaving you with the ideal balance of understated refinement, contemporary looks and exacting quality standards.

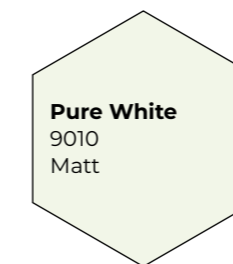


All available in a range of colours to suit every home and interior

SI lanterns are available in three standard powder coated colours, with the option of choosing a different colour for the interior to help you

create the look that is perfect for your property. Bespoke colours can also be ordered to accent, or match your particular project requirements.

STANDARD LANTERN COLOURS



Pure White
9010
Matt

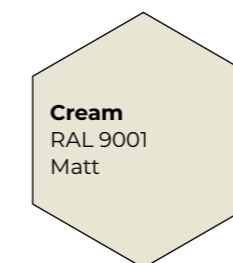


Anthracite Grey
7016
Matt



Jet Black
9005
Matt

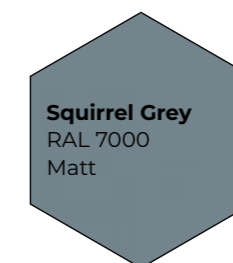
BESPOKE LANTERN COLOUR EXAMPLES




Cream
RAL 9001
Matt



Agate Grey
RAL 7038
Matt



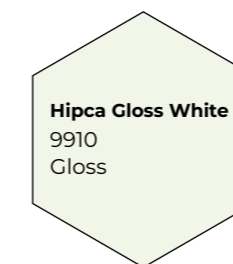
Squirrel Grey
RAL 7000
Matt



Pastel Turquoise
RAL 6034
Matt



Chocolate Brown
RAL 8017
Matt



Hipca Gloss White
9910
Gloss



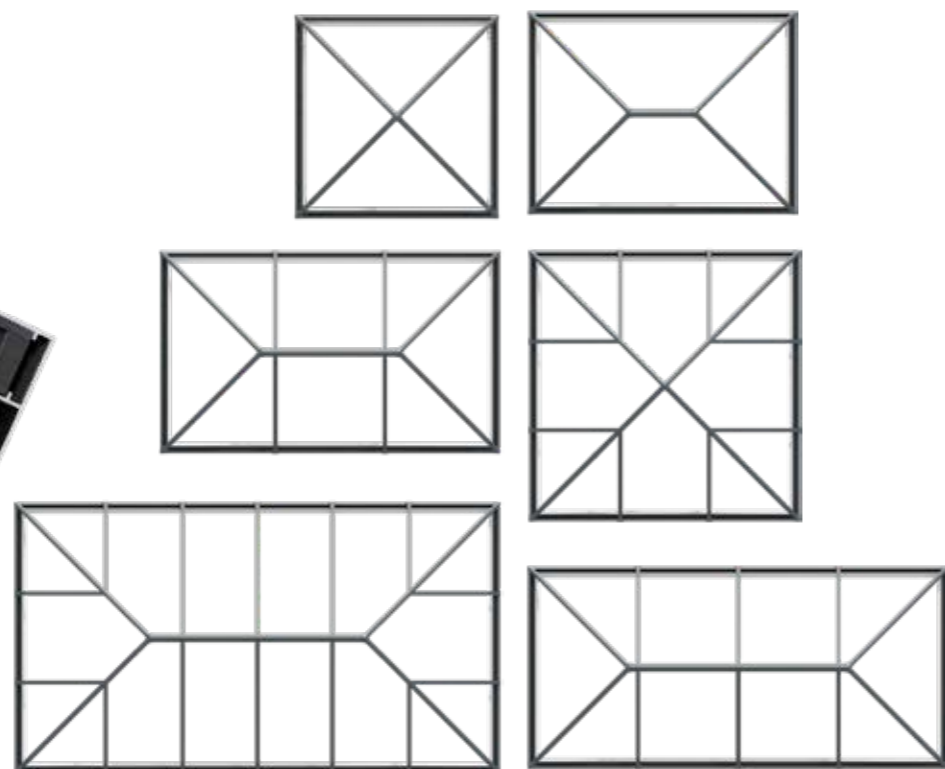

Or your choice...
Available in
Matt, Satin or
Gloss finishes

Please note; due to the nature of the manufacturing process and the differences in the methods used to represent these colours in print or on screen we cannot guarantee an exact colour match with the colours shown. The RAL colour references are also provided as a guide only.

With a wide range of styles and sizes to suit every project

S1 aluminium roof lanterns are available in a choice of 10 styles from square 'pyramid' designs to grander options suitable for larger 'orangery' style installations. Maximum sizes up to 3.2m by an impressive 6m long, all set at a 25° pitch and all weather rated for the whole of the UK*.

S1 lanterns also feature an integral LED light channel around the perimeter of the roof – giving you an easy way to add mood lighting and create the final touch of individuality for your interior.



**Rated for a snow load of 1.2 kN/m². Covering the whole of the UK up to 200m altitude.*



All created from one of the most sustainable materials on the planet

Made from the most recycled and abundant metal in the Earth's crust and produced in the most energy efficient aluminium window facility in the UK, all SI products are manufactured in the most sustainable way possible. Our state-of-the-art, energy efficient SMS HYBREX press delivers energy savings of up to 55% compared to traditional presses.

The design of our systems also vastly reduces fabrication waste, minimising the unnecessary consumption of raw material and helping reduce your home's carbon footprint. This coupled with the high level of energy efficiency built into every product helps build towards a greener future for all.



75%

Did you know 75% of the aluminium produced is still in use, thanks to its durability and highly efficient recycling processes.



Proudly designed and manufactured in the heart of the UK

We are on a mission to transform what customers expect from aluminium roof systems and lanterns. From design and testing, to the manufacture of every major component at our state-of-the-art facilities, we are passionate about each element that goes into the product. Delivering a range of high quality products that operate, perform and look exceptional, keeping you warm and secure for many years to come.



*Information correct at time of publication.
SupaLite reserve the rights to alter product
specifications without prior notice. E&OE.*



The UK's most secure, sustainable and stylish roof lantern



secure | sustainable | stylish
Performance through innovation



www.supaliteroof.co.uk