



ALUNA SLIDER

Luxury silky smooth aluminium sliding doors from



NWROOFTECH
WINDOWS • DOORS • ROOFS

**QUALICOAT
ASSURED
POWDER
COATED**

**1.4
U-VALUE**

**ULTRA
SLIM
SIGHTLINES**

**PAS24
COMPLIANT
2022**

**ENERGY
RATED
C**



ALUNA Slider

The ALUNA slider is not only a visually stunning addition to your home, it can also add huge value to the property.

Excellent thermal performance and strong, super-slim profile sections to minimise the visible framework are key to the aluminium sliding door's design.

Engineering-grade hardware allows for silky-smooth opening and closing operation. Designed with bottom rails of 42mm and 34mm wide, the slider provides stunning unobstructed views.

What's more, all our doors are rigorously tested to European safety standards and powder coated to Qualicoat's specifications, for complete peace of mind.

- Market-leading sash sizes of up to 2.5m x 2.7m per sash
- Minimal, super-slim sightlines of just 25mm or 50mm
- Double and triple track options available
- Inline slider as standard with the option of lift and slide
- Wide variety of configurations achievable
- Maximum weatherproofing and security
- PAS24:2022 compliant



Sleek

Strong

Secure

Luxury marine grade aluminium sliding doors designed to a high specification; unrivalled strength and durability, thermally efficient, safe and secure, all without compromising Aluna's highly attractive modern style.

WHY CHOOSE ALUMINIUM?

ALUNA encompasses an exclusive range of market-leading luxury marine grade aluminium products.

Aluminium is known as the highest-quality material on the market, renowned for its durability and hard-wearing materials. Aluminium doors and windows can be maintained for decades due to their high resistance to the elements. Aluminium is also extremely strong, providing a increased security in every home.





ENERGY
RATED
C

PAS24
COMPLIANT
2022

**ULTRA
SLIM**
SIGHTLINES

1.4
U-VALUE

**EN
TESTED**
FOR SAFETY

Luxury Aluminium Sliding Doors


ALUNA Sliding Doors perfectly frame and enhance an outdoor view while creating a light and bright indoor space in your home. Transform an entire wall into a glass door, with the added freedom of accessibility, creating a seamless connection between the indoors and outdoors.

With interlock options of just 25mm or 50mm available, these super-slim options allow for maximum views, excellent thermal performance, noise reduction, high security, and weatherproofing.

Designed for large spaces, single, double and triple track options are available, allowing for a variety of opening configurations.

All of our products can be finished in several glazing options to create a style to suit any property. Our sliding door range is available with the following glazing options:

- Double glazed
- Integral blinds
- Laminated glass
- ... and many more!



ENERGY **ALUNA**

Manufacturer: **ALUNA**
Model: **ALUNA Sliding Door**

A B C D E F G

C



If you're looking to enhance the aesthetic appeal and functionality of your home, ALUNA sliding doors are the perfect solution. They're not only visually pleasing but also offer easy access to outdoor living spaces. Whether you have a beautiful garden or a cosy balcony, these doors allow you to bring the outdoors inside with ease.

The system is designed for large opening sizes, with market-leading sash sizes achievable of up to 2.5m x 2.7m per pane. Paired with a super-slim interlock of just 25mm, the design offers impressive expanses of uninterrupted views.

With improved features designed for the UK market, the ALUNA Slider also offers excellent thermal performance, with U-values as low as 1.4 U/m²K. Noise reduction and high security to PAS24 standards are also beneficial features of these modern doors.

The ALUNA sliding door has been designed to accommodate double and triple-glazed units and blinds in glass. Innovative engineering allows for vast expanses of glass to create an impressive view and visual impact.

There is a perfect solution for every project with the ALUNA sliding door system. Choose from a wide variety of configurations, depending on the number of panes chosen and which panes you would like sliding or fixed.



Market maximum sash size	2.5m x 2.7m
Maximum sash weight per door leaf	250kg
Interlock sightlines	25mm/50mm
Double track outer frame width	120mm
Triple track outer frame width	183mm



TECHNICAL DETAILS AT A GLANCE

- ❑ Super-slim 25mm interlock or 50mm non-bonded interlock available
- ❑ Double & triple track option
- ❑ Security tested to PAS24:2022
- ❑ U values as low as 1.4 U/Wm²K
- ❑ Multi-locking mechanism
- ❑ Stainless steel lamina on rail profiles for smooth sliding operation
- ❑ Trickle vents can be added
- ❑ PVC rail cover for added thermal insulation and water protection
- ❑ Two levels of channelling water and rubber tubular gaskets providing a robust seal and improved drainage

10
YEAR
GUARANTEE

1.4
U-VALUE


PAS24
COMPLIANT
2022

ENERGY
RATED
C


Colours

Our ALUNA Sliders are available in three standard colours, plus two dual colour options.

The standard colours available are Grey 7016 (Matte), Black (Matte), White 9016 (Gloss), Grey 7016 (Matte) on White 9016 (Gloss), and Black 9005 (Matte) on White 9016 (Gloss).




White
RAL9016



Anthracite Grey
RAL7016




Black
RAL9005



Bespoke RAL
Colour



Grey Out/
White In



Black Out/
White In

For projects requiring bespoke coloured doors, any RAL colour is available upon request.

HARDWARE AND SECURITY

Sleek complementary hardware for ALUNA Sliders

The super-slim ALUNA Slider comes with a range of high-security hardware available in a variety of colours.

Combined with a high-security multipoint locking system, the Slider provides safety and security. Check with your manufacturer to see which hardware options they offer.


CORNICHE SLIDER HANDLE

Creating a clean & robust finish



CORNICHE LIFT & SLIDE HANDLE


For elegant operation & durability



The stainless steel Corniche handles exemplify premium hardware solutions, bringing a taste of contemporary elegance and smooth, effortless door operations. Crafted from high-quality stainless steel, these handles not only make a striking visual statement but also deliver remarkable performance.

PROLINEA SLIDER HANDLES


Timeless sophistication



The polished Prolinea slider handles are designed to complement the soft appearance of the slider's super-slim sightlines and smooth operations. Available in 5 stunning polished colours.

CILLS

Designed by experts to take large weights and spans, these cills are specifically suited to the ALUNA sliding door system. They direct water away from the brickwork while also providing additional detailing to the aesthetics of the door.

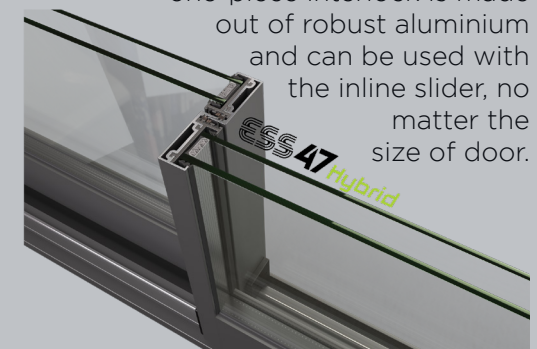


The cills also provide concealed drainage to efficiently manage water runoff and maintain a clean and unobtrusive appearance.

Cill sizes are available in 190mm and 230mm in our standard and dual colours, or any RAL colour upon request.

SUPER-SLIM INTERLOCKS

Our market-leading 25mm super-slim, one-piece interlock is made out of robust aluminium and can be used with the inline slider, no matter the size of door.



ALUNA SLIDER

Luxury Aluminium By



NWROOFTECH

WINDOWS • DOORS • ROOFS

01704 222 707

info@nwrooftech.co.uk

www.nwrooftech.co.uk



NW Rooftech
Unit 5 Crossens Way
Southport
Lancashire
PR9 9LY